



THE SOUTH POINT HOLIDAYS'

Homework

2024-2025

CLASS-Nursery

Name- _____

Section- _____

Roll No.- _____

COLOUR AND DECORATE THE PICTURE.

HELP EACH OTHER.





SUMMER BREAK, 2024-25

(21st May to 30th June, 2024)

The school shall re-open on Monday, 1st July, 2024 as usual.

Dear Students

Unfeigned Greetings!

Holidays' Homework serves several vital purposes for the students. It helps reinforce what students have learnt in the previous months, preventing the "Summer Slide" where important skills and Knowledge are forgotten over a long break.

Assignments given during the holidays help the students develop research, analytical, logical, speaking, writing, communication, reasoning and reading skills outside the regular classroom ambience. The Holidays' Homework introduces new concepts that will be taught in the coming days, giving students a head start. With more free time during the holidays, the given assignments help the students know how to balance leisure and work, fostering good habits in time management and self-discipline. Moreover, without the immediate support of teachers, the students learn to solve the problems on their own, fostering independence and confidence in their abilities.

TIPS FOR DOING HOLIDAYS' HOMEWORK

- **PLAN AHEAD:** Start by listing all the Homework: Models, Projects, Assignments, Art -Integrated Activity etc., you need to complete. Break them into smaller, manageable tasks and set the deadlines for each.
- **CREATE A SCHEDULE:** Allocate specific times each day for the homework. Treat these times as the fixed appointments.
- **SET CLEAR GOALS:** Define what you need to accomplish in each study-session. Setting goals can keep you focused and give you a sense of achievement as you tick the tasks off your list.
- **CHOOSE A CONDUCIVE AMBIENCE:** Find a quiet and cosy place to study. Make sure it is free from distractions.
- **TAKE REGULAR BREAKS:** Don't forget to take short breaks to reset the brain.
- **STAY ORGANISED:** Keep all your study-material and notes organized and handy.
- **REVIEW REGULARLY:** Instead of cramming, review your notes, answers and other work regularly. This enhances memory-retention.
- **STAY MOTIVATED:** Keep your morale high.
- **STAY HEALTHY:** Maintain a balanced and nutritious diet, hydrate well and ensure that you get plenty of sleep. Stay away from heat. Your brain needs rest and fuel to function at its best.


**MAY YOUR HOLIDAYS BE FILLED WITH HAPPINESS, FUN, FROLIC, LAUGHTER
AND CHERISHED MEMORIES!**

PRINCIPAL


ALL ABOUT ME!

My name is:

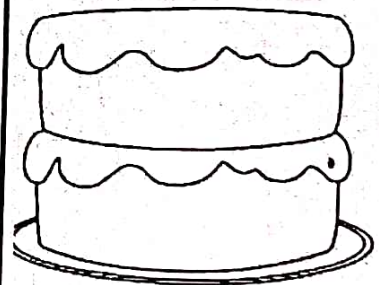
I am



This is my handprint:




years old



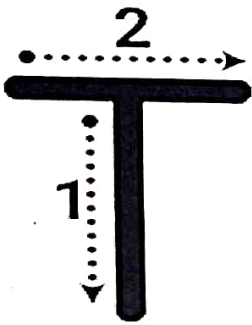
YUM! YUM! I LOVE STRAWBERRY CAKE.

LET'S PRACTICE OF LETTER 'T',


Color the 'T'.



'T' is for Tiger



Tree




Train

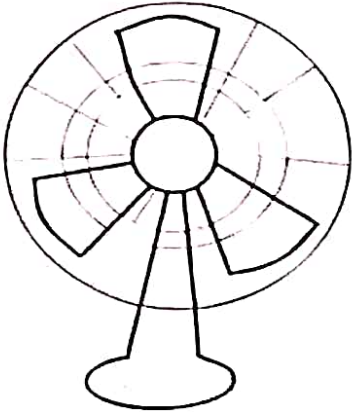

Handwriting practice lines for the letter 'T'. Each row consists of a solid top line, a dashed middle line, and a solid bottom line. There are five rows, each containing four dotted 'T' characters for tracing.

My Friends and I went to the beach with my Floating Fish It got a hole..... the air came out. /F F F F/!

Colour the picture and trace the Letter 'F'




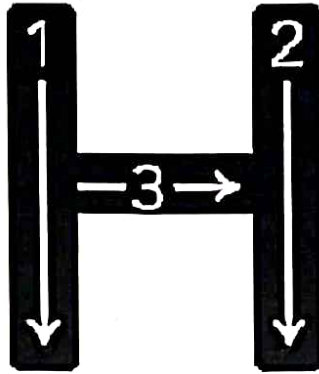

F



Tracing practice area consisting of three rows of horizontal lines. Each row contains five dashed uppercase 'F' characters for tracing, positioned within a grid of vertical and horizontal lines.

I like to hop, hop, hop, up and down. I like to hop, hop, hop, all around.
I like to hop, hop, hop, up and down -/H/ - /H/ - /H/


Colour the picture and trace the letter 'H'.



Three sets of handwriting practice lines. Each set consists of a solid top line, a dashed middle line, and a solid bottom line. The lines are spaced evenly down the page.

Father is a pillar of every family and he always helps us in our life- long learning.

Paste a picture of your Father.

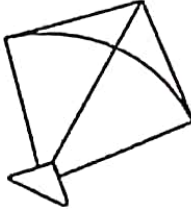


Happy Father's Day!

16th June, 2024

सर-सर उड़ी पतंग, फर-फर उड़ी पतंग


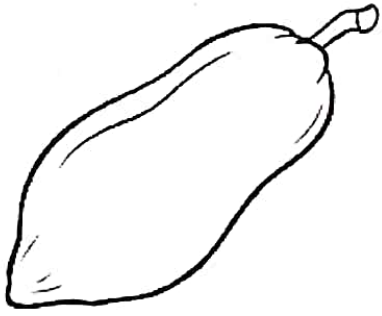
3.→
1. प 2.
.....



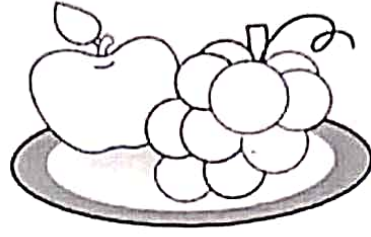

पतंग

प प प प
प प प प
प प प प
प प प प


नीचे दिए गए चित्रों में रंग भरो।




फ से फल हैं न्यारे-न्यारे, रसीले मीठे बहुत सारे!



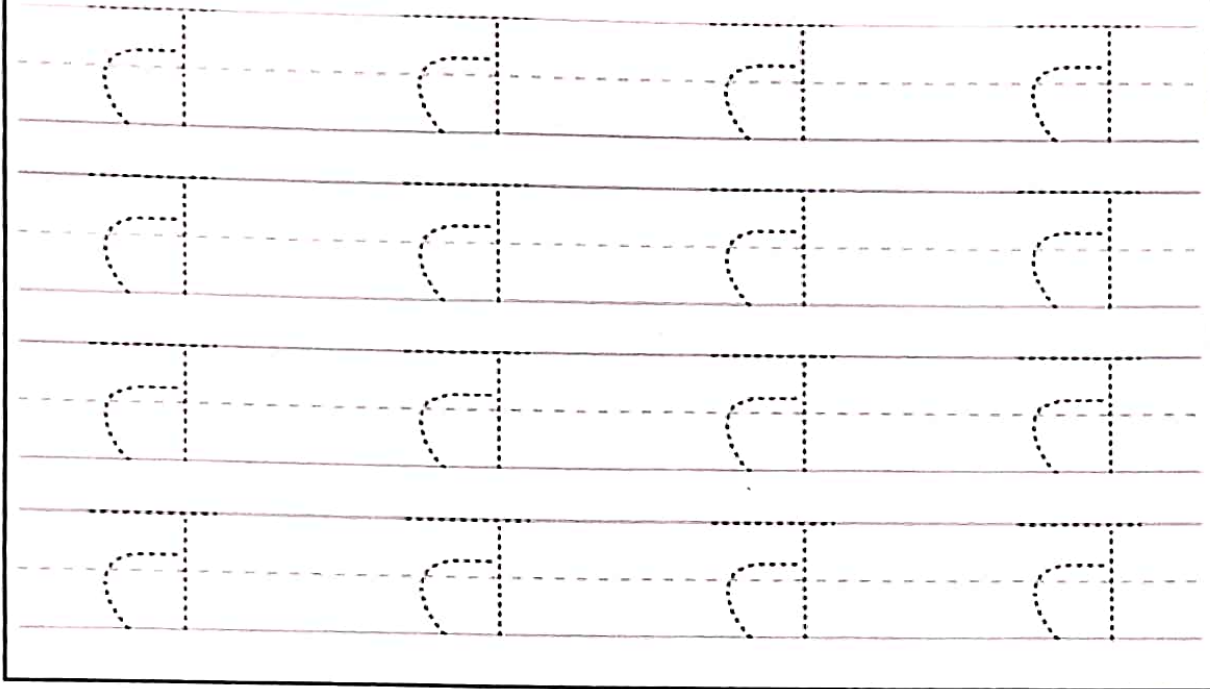
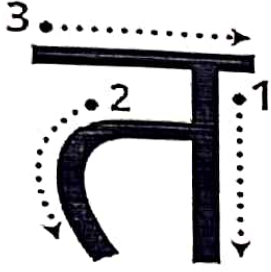
फल




नीचे दिए गए चित्र में रंग भरो।



त से तारे कितने सारे, चम-चम करते लगते प्यारे!




नीचे दिए गए चित्रों में रंग भरो।



Do Practice of Number '1'

1
one




1	1	1
1	1	1
1	1	1

Do Practice of Number '2'.

2

two



2

2

2

2

2

2


2










2

2


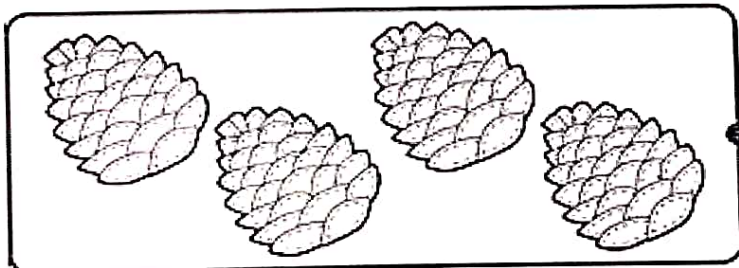



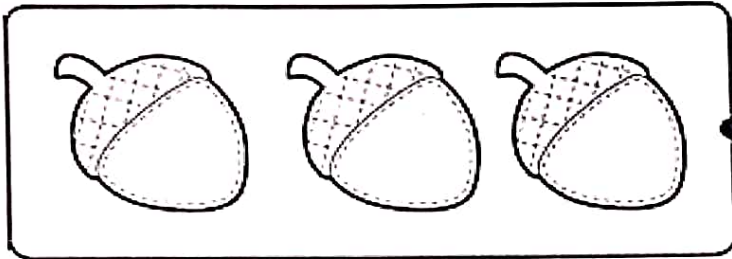



Do Practice of Number '5'

5
five







		
		
		

Count the pictures and match with the correct number.







TINY HANDS BIG HEART

Colour the smaller Figure in each set.








Every child has the capacity to do everything.


Match the sense organs with the related things.



Draw a line to find the babies of the animals.




There is nothing more beautiful than a rainbow, but it takes both rain and sunshine to make a rainbow.




Colour me with orange and yellow colour.

Tear and paste colourful paper on the butterfly to make it look beautiful.



Paste the colourful 'bindis' on the peacock.



Holidays' Homework, 2024-25
Class- Nursery

Note: Do all the work in a 3-in-1 notebook.

- English:- Do practice of Letters L, T, I, H, F, E, V (2 Pages).
- Learn Poem: 'Rain on the Green Grass', 'Ten Little Fingers', 'One Two Three Four', 'Two Little Hands' and 'Ring -a-Ring-O Roses'.
- Maths- Do practice of Numbers 1 to 5 and 7 (2 Pages).
- Hindi – Practise वर्ण प, फ, ष, त, न, ग, र, स (2 Pages).
- Hindi Rhymes: Learn: 'हाथी राजा', 'जंगल का राजा'
'सूरज दादा', 'माँ की ममता'
- EVS:- Read Pg. No. 2,4,24,25,26,27,28,36,37.

